

# MINDER

# TWIN

0082 TP TC 019/2011 NFPA  
 EN 12278: 2007  
 7 ≤ Ø ≤ 13 mm individually tested

Pulley  
Poulie

MINDER

TWIN



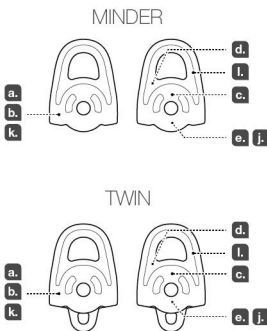
**NFPA CERTIFICATION FOR  
 MINDER P60A  
 AND TWIN P65A**  
 MEETS THE PULLEY REQUIREMENTS OF NFPA 1983,  
 STANDARD ON LIFE SAFETY ROPE AND EQUIPMENT FOR  
 EMERGENCY SERVICES, 2017 EDITION.  
 EMERGENCY SERVICES PULLEY  
 IN ACCORDANCE WITH NFPA 1983-2017



**PULLEY: MBS 36 kN**  
**G (GENERAL USE)**  
**MEETS NFPA 1983 (2017 ED.)**

After removing the notice from the equipment, make a copy of it and keep the original as part of a permanent record that includes the usage and inspection history for the equipment. Keep the copy of the notice with the equipment and refer to it before and after each use. Additional information regarding auxiliary equipment can be found in NFPA 1500, Standard on Fire Department Occupational Safety and Health Program, and NFPA 1983, Standard on Fire Service Life Safety Rope and System Components.

### Traceability and markings Traçabilité et marquage



0082

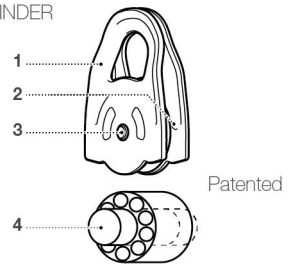
a. Body controlling the manufacture of this PPE  
 b. Notified body performing the EU type exam  
**APAVE SUDEUROPE SAS**  
 8 rue Jean-Jacques Vernazza  
 Z.A.C. Saumaty-Séon - CS 60193  
 13322 Marseille CEDEX 16  
 N°0082

c. Traceability: **datamatrix**  
 d. Diameter  
 e. Serial number  
**YY M 0000000 000**  
 f. Year of manufacture  
 g. Month of manufacture  
 h. Batch number  
 i. Individual identifier  
 j. Standards  
 k. Carefully read the instructions for use  
 l. Manufacturer address

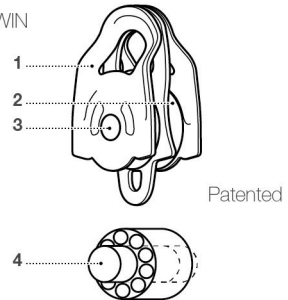
### 1. Field of application (text part) Champ d'application (partie texte)

### 2. Nomenclature Nomenclature


MINDER



TWIN

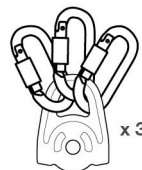


### 3. Inspection, points to verify Contrôle, points à vérifier

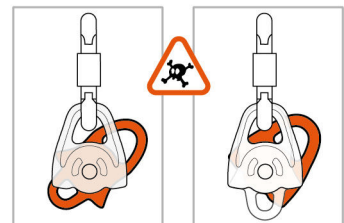


### 4. Compatibility Compatibilité

MINDER / TWIN

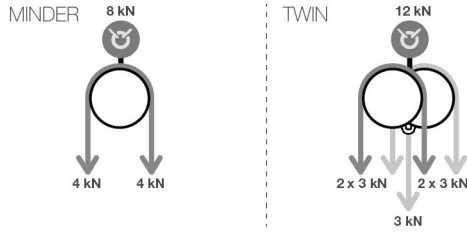


TWIN

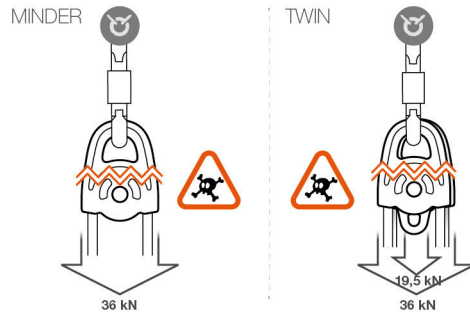


**5. Strength**  
Résistance

**5A. Working load limit / Valeur d'utilisation maxi**

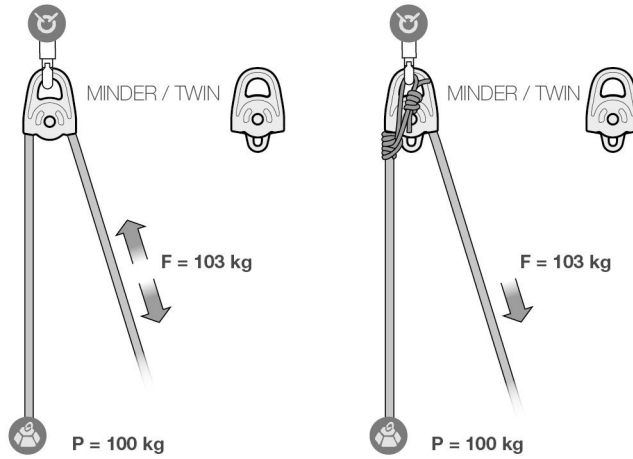


**5B. Breaking load / Charge de rupture**



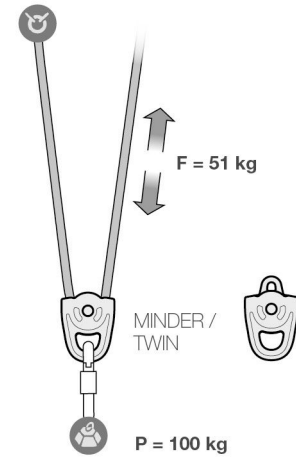
**6. Efficiency**  
Rendement

**6A. Simple pulley system**



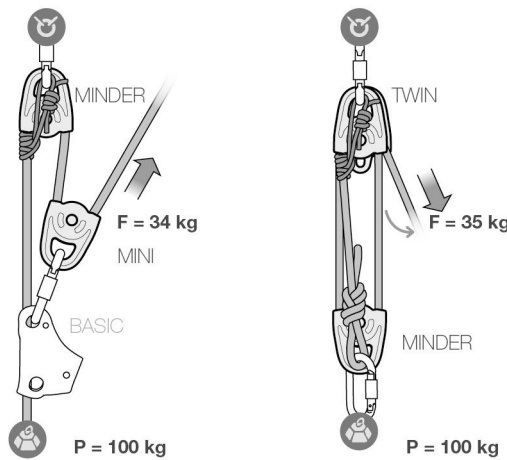
Theoretical force	$F = P$
	$F = 1,03 P$
	$F = 2 P$

**6B. 2:1 hauling system**



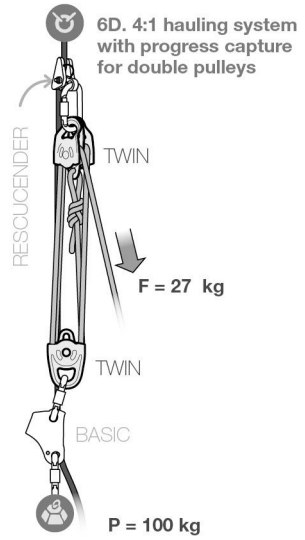
$F = 0,5 P$
$F = 0,51 P$
$F = 0,66 P$

**6C. 3:1 hauling system**



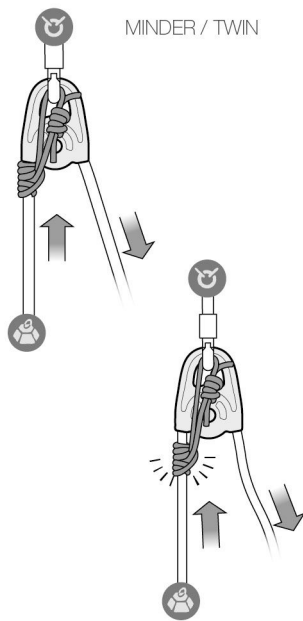
Theoretical force	$F = 0,33 P$
	$F = 0,34 P$
	$F = 0,57 P$

**6D. 4:1 hauling system with progress capture for double pulleys**



$F = 0,25 P$
$F = 0,27 P$
$F = 0,937 P$

**7. Progress capture systems**  
Systèmes anti-retour



**8. Positioning and redirection**  
Positionnement et renvoi

